

Prerequisites

According to a Customer, the following are the prerequisites.

- Customer ID or Savings Account Number.
- Registered Mobile Number.
- Debit Card Number.
- Debit Card PIN.
- Debit Card Expiry Details.

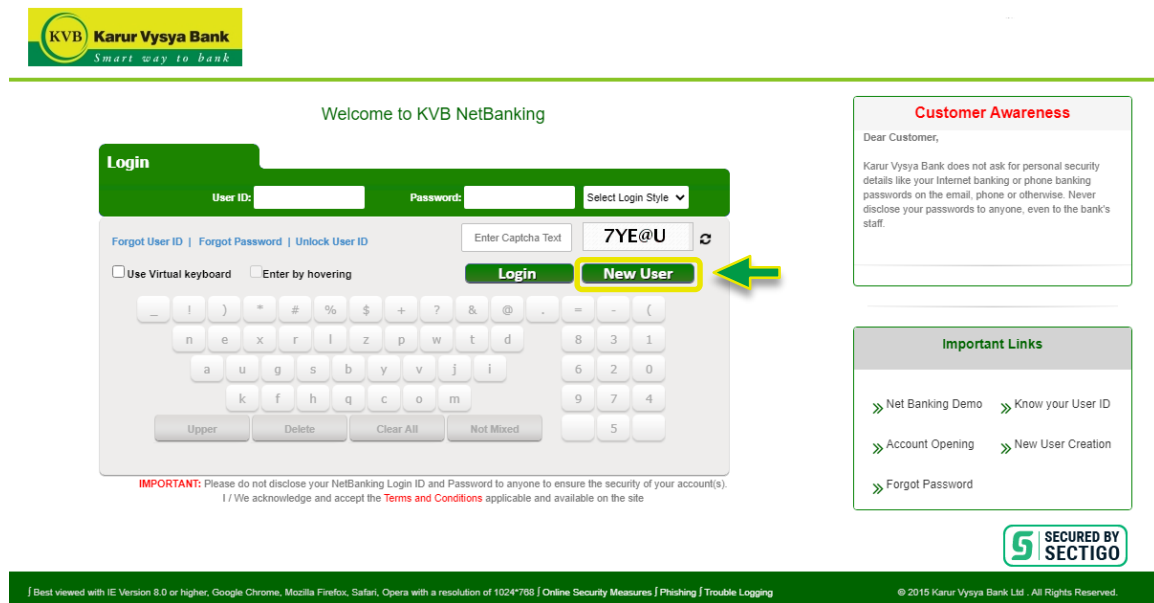
Work Flow

This feature will be handy for the existing KVB Customers who are not having Net Banking. Net banking will be created in few minutes as per the below work flow:

- Customer needs to enter either their Customer ID / Savings Account Number.
- Customer needs to enter their registered mobile number.
- Customer needs to enter their Debit Card Details.
- Application will check whether the entered details all together, belongs to a valid Retail User.
- If it is valid, it will allow the user to set their preferences like User ID, Password, TPIN, Secret Questions and Role and will initiate an OTP to confirm. Post successful authentication of OTP, Retail IB User will be created.
- Else, appropriate error message will be thrown.

Screenshots

Click on the “New User” button provided in the login page.



Welcome to KVB NetBanking

Login

User ID: Password: Select Login Style

[Forgot User ID](#) | [Forgot Password](#) | [Unlock User ID](#) Enter Captcha Text

Use Virtual keyboard Enter by hovering

IMPORTANT: Please do not disclose your NetBanking Login ID and Password to anyone to ensure the security of your account(s).
I/We acknowledge and accept the **Terms and Conditions** applicable and available on the site

Customer Awareness

Dear Customer,

Karur Vysya Bank does not ask for personal security details like your Internet banking or phone banking passwords on the email, phone or otherwise. Never disclose your passwords to anyone, even to the bank's staff.

Important Links

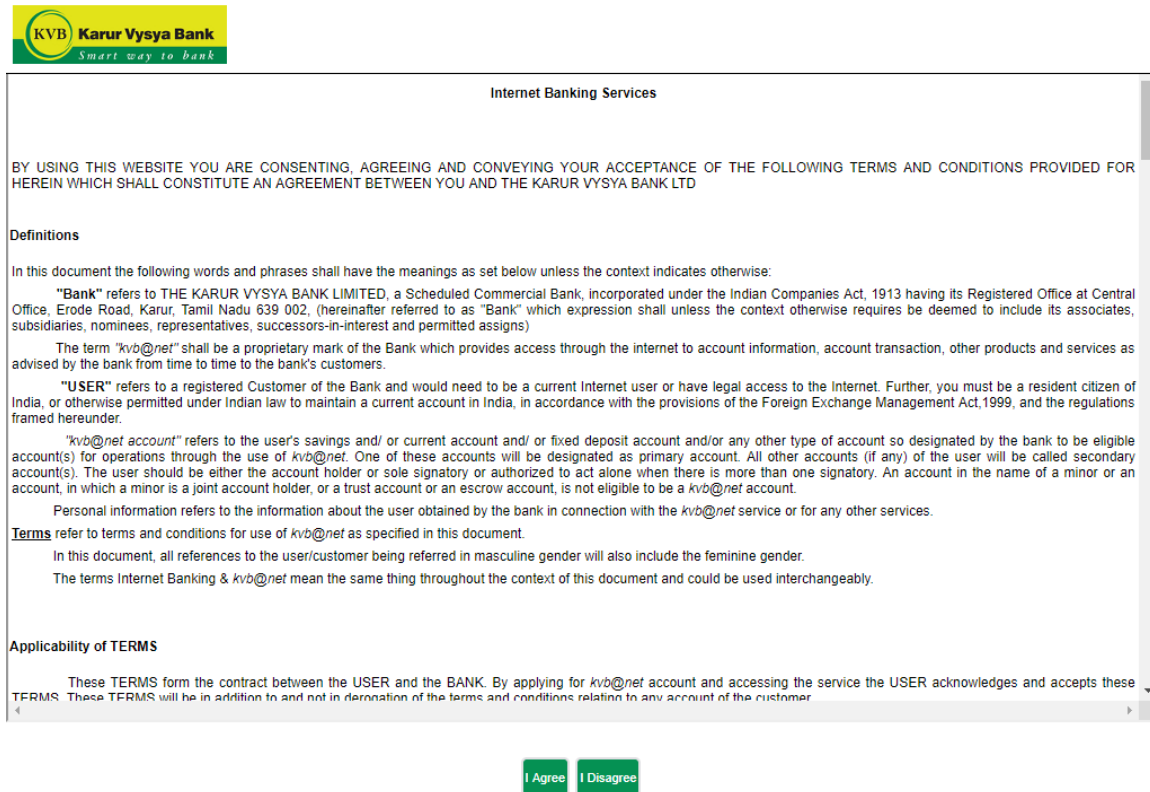
- » Net Banking Demo
- » Know your User ID
- » Account Opening
- » New User Creation
- » Forgot Password

SECURED BY SECTIGO

| Best viewed with IE Version 8.0 or Higher, Google Chrome, Mozilla Firefox, Safari, Opera with a resolution of 1024*768 | Online Security Measures | Phishing | Trouble Logging

© 2015 Karur Vysya Bank Ltd. All Rights Reserved.

Clicking on the button, the application will take to the Terms and Conditions page, in which the customer needs to accept to proceed further.



KVB Karur Vysya Bank
Smart way to bank

Internet Banking Services

BY USING THIS WEBSITE YOU ARE CONSENTING, AGREEING AND CONVEYING YOUR ACCEPTANCE OF THE FOLLOWING TERMS AND CONDITIONS PROVIDED FOR HEREIN WHICH SHALL CONSTITUTE AN AGREEMENT BETWEEN YOU AND THE KARUR VYSYA BANK LTD

Definitions

In this document the following words and phrases shall have the meanings as set below unless the context indicates otherwise:

"Bank" refers to THE KARUR VYSYA BANK LIMITED, a Scheduled Commercial Bank, incorporated under the Indian Companies Act, 1913 having its Registered Office at Central Office, Erode Road, Karur, Tamil Nadu 639 002, (hereinafter referred to as "Bank" which expression shall unless the context otherwise requires be deemed to include its associates, subsidiaries, nominees, representatives, successors-in-interest and permitted assigns)

The term "kvb@net" shall be a proprietary mark of the Bank which provides access through the internet to account information, account transaction, other products and services as advised by the bank from time to time to the bank's customers.

"USER" refers to a registered Customer of the Bank and would need to be a current Internet user or have legal access to the Internet. Further, you must be a resident citizen of India, or otherwise permitted under Indian law to maintain a current account in India, in accordance with the provisions of the Foreign Exchange Management Act, 1999, and the regulations framed hereunder.

"kvb@net account" refers to the user's savings and/ or current account and/ or fixed deposit account and/ or any other type of account so designated by the bank to be eligible account(s) for operations through the use of kvb@net. One of these accounts will be designated as primary account. All other accounts (if any) of the user will be called secondary account(s). The user should be either the account holder or sole signatory or authorized to act alone when there is more than one signatory. An account in the name of a minor or an account, in which a minor is a joint account holder, or a trust account or an escrow account, is not eligible to be a kvb@net account.

Personal information refers to the information about the user obtained by the bank in connection with the kvb@net service or for any other services.

Terms refer to terms and conditions for use of kvb@net as specified in this document.

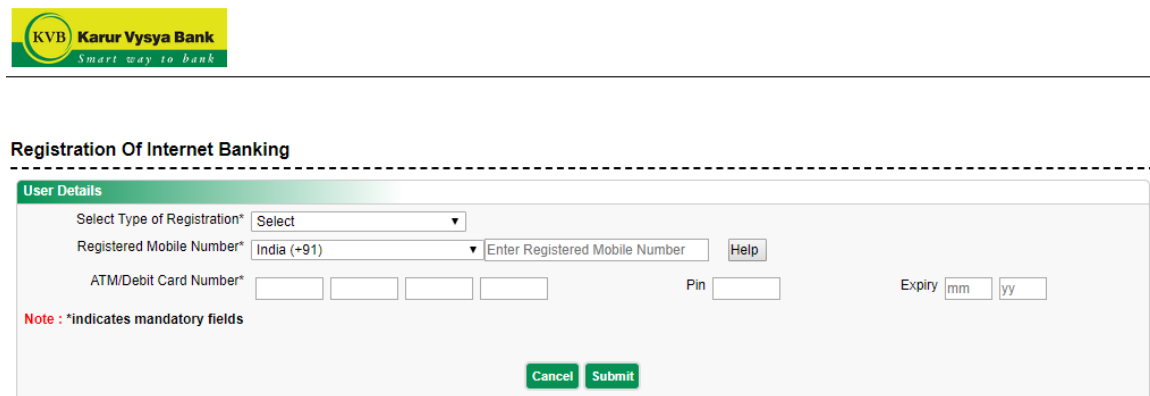
In this document, all references to the user/customer being referred in masculine gender will also include the feminine gender.

The terms Internet Banking & kvb@net mean the same thing throughout the context of this document and could be used interchangeably.

Applicability of TERMS

These TERMS form the contract between the USER and the BANK. By applying for kvb@net account and accessing the service the USER acknowledges and accepts these TERMS. These TERMS will be in addition to and not in derogation of the terms and conditions relation to any account of the customer.

After accepting the T & C, user will be landed in the following page.



KVB Karur Vysya Bank
Smart way to bank

Registration Of Internet Banking

User Details


Select Type of Registration*

Registered Mobile Number*

ATM/Debit Card Number* Pin Expiry

Note : *indicates mandatory fields

User needs to enter all the mandatory fields.



Registration Of Internet Banking

User Details

Select Type of Registration*

Customer Id*


Registered Mobile Number*

ATM/Debit Card Number* Pin Expiry

Note : *Indicates mandatory fields

Application will check and ensure that the details entered belongs to the same user. Else appropriate error message will be displayed to the customer.

Following are some of the validation failure cases.



Registration Of Internet Banking

User Details

Select Type of Registration*

Registered Mobile Number*

ATM/Debit Card Number* Pin Expiry

Note : *Indicates mandatory fields

Messages 38

- Invalid Debit Card details



Registration Of Internet Banking

User Details

Select Type of Registration*

Registered Mobile Number*

ATM/Debit Card Number* Pin Expiry

Note : *indicates mandatory fields

Messages

- Please check the inputted customerId/Mobile Number



Registration Of Internet Banking

User Details

Select Type of Registration*

Registered Mobile Number*

ATM/Debit Card Number* Pin Expiry

Note : *indicates mandatory fields

Messages

- Invalid Account Number/Mobile Number



Registration Of Internet Banking

User Details

Select Type of Registration*

Registered Mobile Number*

ATM/Debit Card Number* Pin Expiry

Note : *indicates mandatory fields

Messages

- This User Id already Exists

After the successful validation of the initial inputs, the customer will be taken to the next screen where they need to enter the details.



Step 2 Registration

User Id * : [View User ID Policy](#) [Check Availability](#)

Enter Login Password * : [View Password Policy](#)

Re-Enter Login Password * :

Enter Transaction Password * : [View Transaction Password Policy](#)

Re-Enter Transaction Password * :

Select secret Questions * :

What is your nickname?

What is your nickname?

What is your nickname?

Role Selection * :

Retail Role

Fin Role Self

Non Fin Role



Step 2 Registration

User Id * : [View User ID Policy](#) [Check Availability](#)

Enter Login Password * : [View Password Policy](#)

Re-Enter Login Password * :

Enter Transaction Password * : [View Transaction Password Policy](#)

Re-Enter Transaction Password * :

Select secret Questions * :

What is your nickname?

What is your mother maiden name?

What is your favorite color?

Role Selection * :

Retail Role

Fin Role Self

Non Fin Role

After entering all the mandatory fields, an OTP will be sent to the customer's registered mobile number.



Transaction Initiation Authorisation

Transaction Reference Number :
OTP Password * :

An OTP has been sent to your mobile number :
 Use virtual keyboard

Virtual Keyboard :

@	#	.	?	(*	%	_	\$	-	&)	=	+	!	1	2	9	
a	z	o	f	x	u	p	d	y	r	h	l	n			4	5	7	
j	w	v	c	i	m	s	e	g	b	k	q	t			6	3	8	
Upper				Delete				Clear All				Mixed						0

Click here to enter by hovering

Re-Generate OTP (6) Clear Submit

Post successful authentication, user will be created and the following message will be displayed.



Registration Of Internet Banking

User Has been created successfully.The login page for internet banking is <https://www.kvbin.com/B001/ENULogin.jsp>
Please Login with the user id