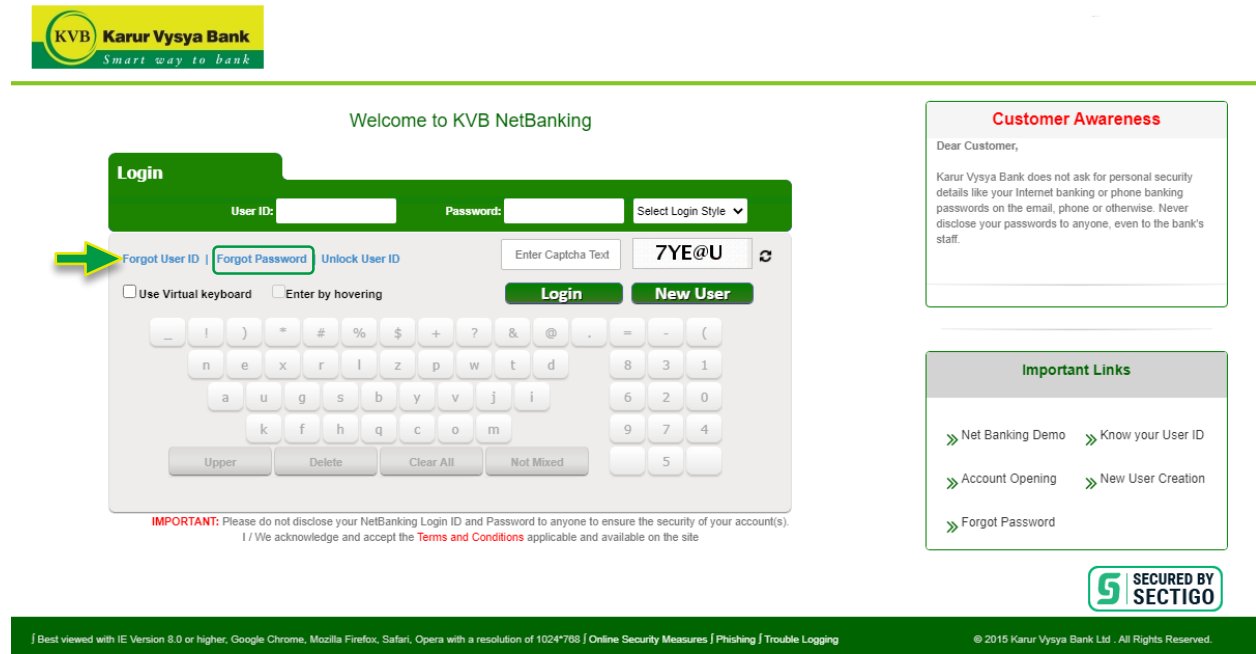


Using Security Questions:

Click on the “Forgot Password” option in the Login page



Welcome to KVB NetBanking

Login

User ID: Password: Select Login Style

[Forgot User ID](#) | [Forgot Password](#) | [Unlock User ID](#) | |

Use Virtual keyboard Enter by hovering

IMPORTANT: Please do not disclose your NetBanking Login ID and Password to anyone to ensure the security of your account(s).
I / We acknowledge and accept the [Terms and Conditions](#) applicable and available on the site

Customer Awareness

Dear Customer,

Karur Vysya Bank does not ask for personal security details like your Internet banking or phone banking passwords on the email, phone or otherwise. Never disclose your passwords to anyone, even to the bank's staff.

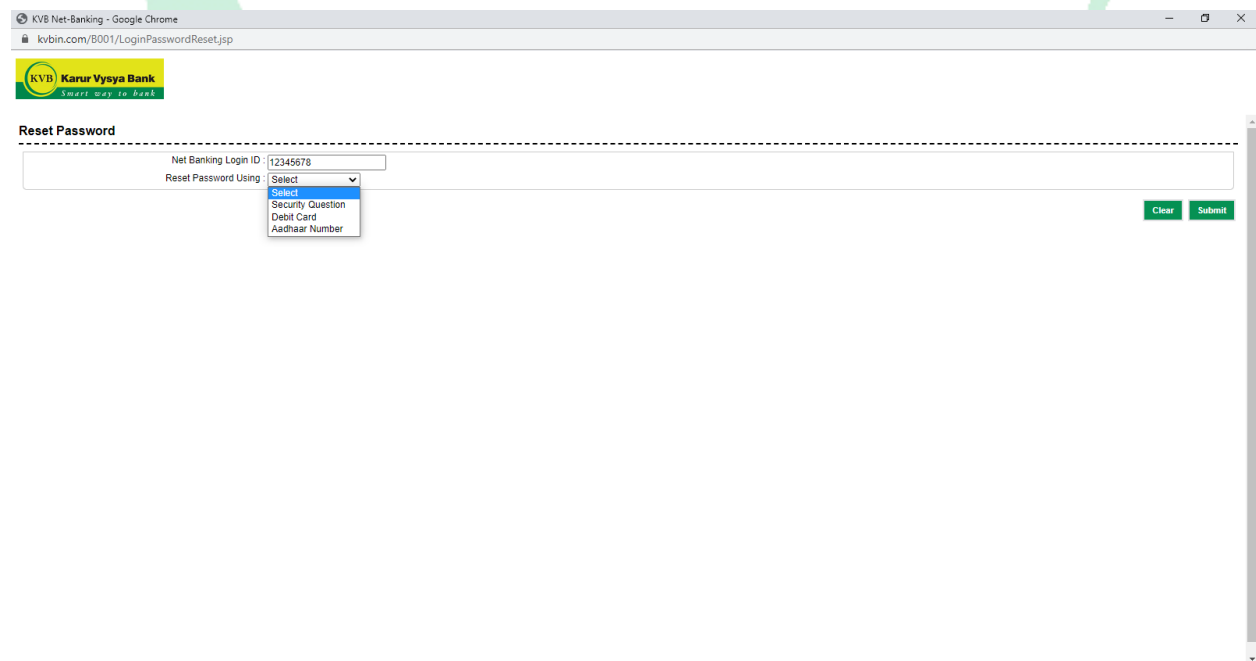
Important Links

- » Net Banking Demo
- » Know your User ID
- » Account Opening
- » New User Creation
- » Forgot Password

SECURED BY SECTIGO

Best viewed with IE Version 8.0 or higher, Google Chrome, Mozilla Firefox, Safari, Opera with a resolution of 1024*768 | Online Security Measures | Phishing | Trouble Logging | © 2015 Karur Vysya Bank Ltd. All Rights Reserved.

On the next page, enter the Internet Banking Login ID and select the option to reset the password.



KVB Net-Banking - Google Chrome

kvbin.com/B001/LoginPasswordReset.jsp

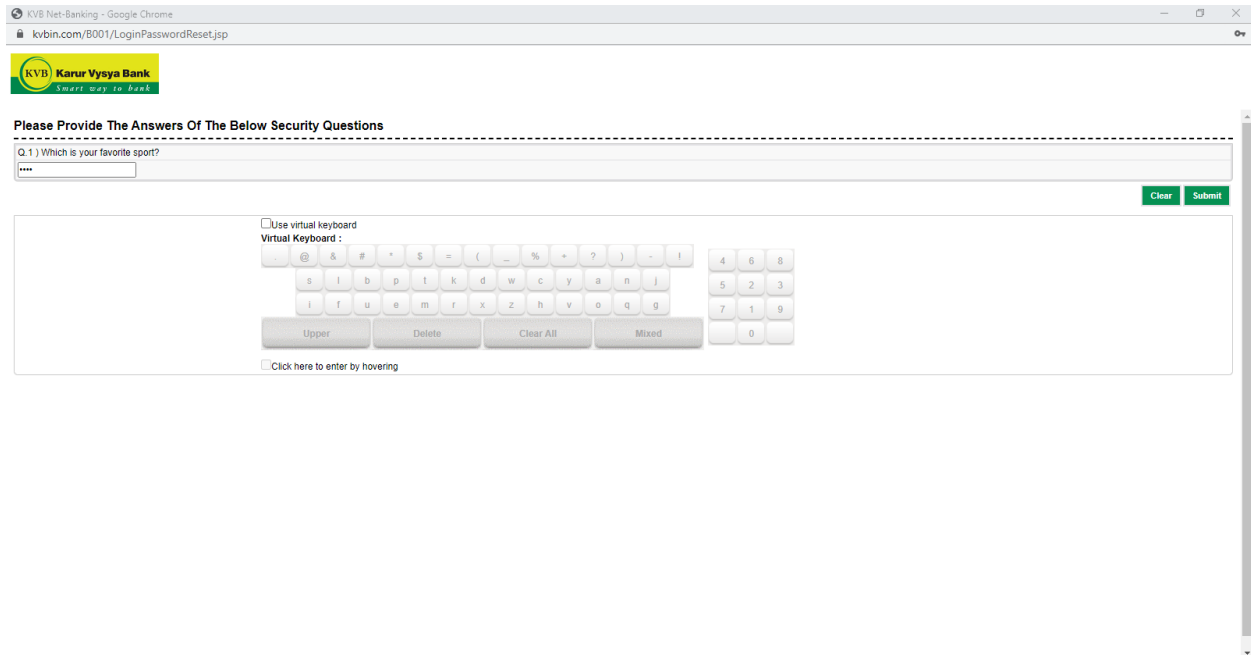
Reset Password

Net Banking Login ID:

Reset Password Using:

- Select
- Security Question
- Debit Card
- Aadhaar Number

Answer the Security Questions & Answer.



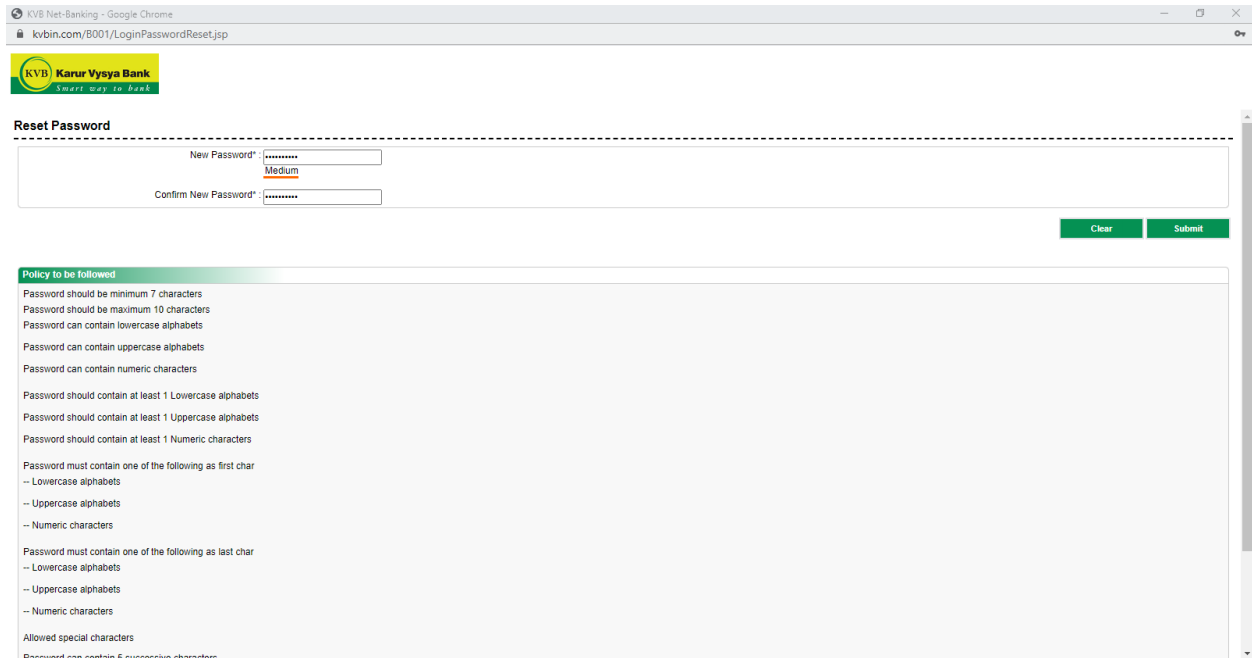
Validate the OTP received on your registered mobile number/e-mail ID



Disclaimer

- Only one OTP is valid at a time, even if the user has generated multiple OTP.
- The OTP will be valid only for one Transaction - successful or failure.

Enter the NEW password.



KVB Net-Banking - Google Chrome
kvbin.com/B001/LoginPasswordReset.jsp

KVB Karur Vysya Bank
Smart way to bank

Reset Password

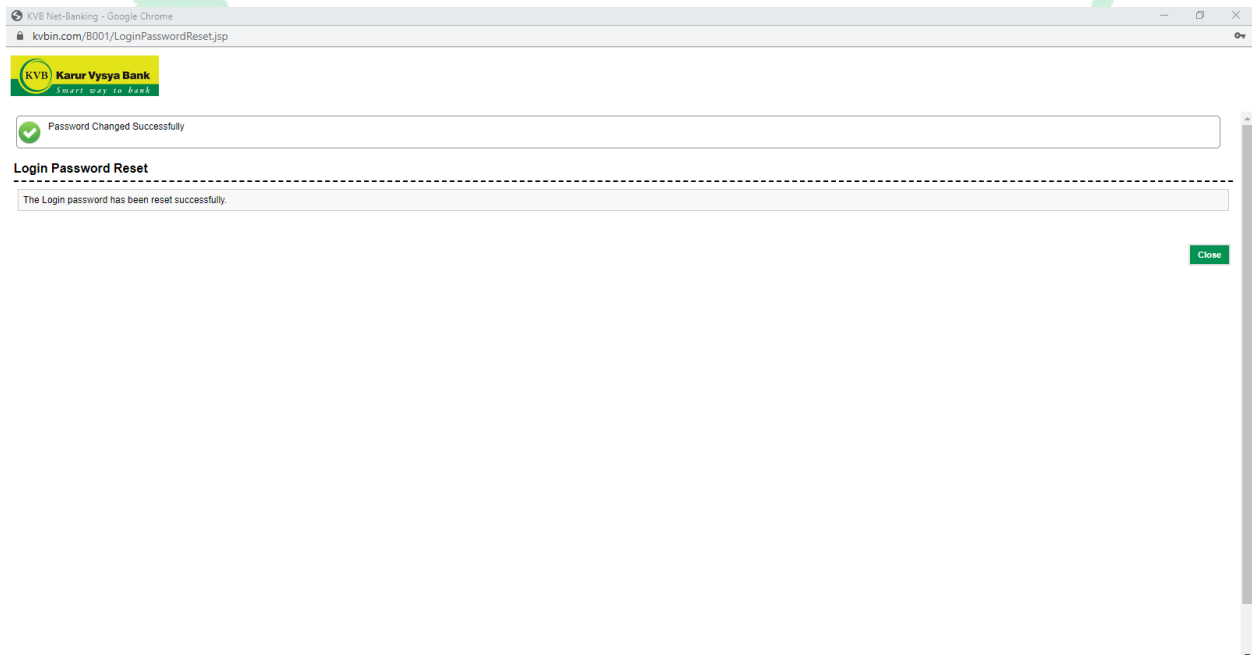
New Password: [password field] Medium
Confirm New Password: [password field]

Clear Submit

Policy to be followed

- Password should be minimum 7 characters
- Password should be maximum 10 characters
- Password can contain lowercase alphabets
- Password can contain uppercase alphabets
- Password can contain numeric characters
- Password should contain at least 1 Lowercase alphabets
- Password should contain at least 1 Uppercase alphabets
- Password should contain at least 1 Numeric characters
- Password must contain one of the following as first char
 - Lowercase alphabets
 - Uppercase alphabets
 - Numeric characters
- Password must contain one of the following as last char
 - Lowercase alphabets
 - Uppercase alphabets
 - Numeric characters
- Allowed special characters
- Password can contain 6 consecutive characters

After validation, the password will be changed successfully



KVB Net-Banking - Google Chrome
kvbin.com/B001/LoginPasswordReset.jsp

KVB Karur Vysya Bank
Smart way to bank

✓ Password Changed Successfully

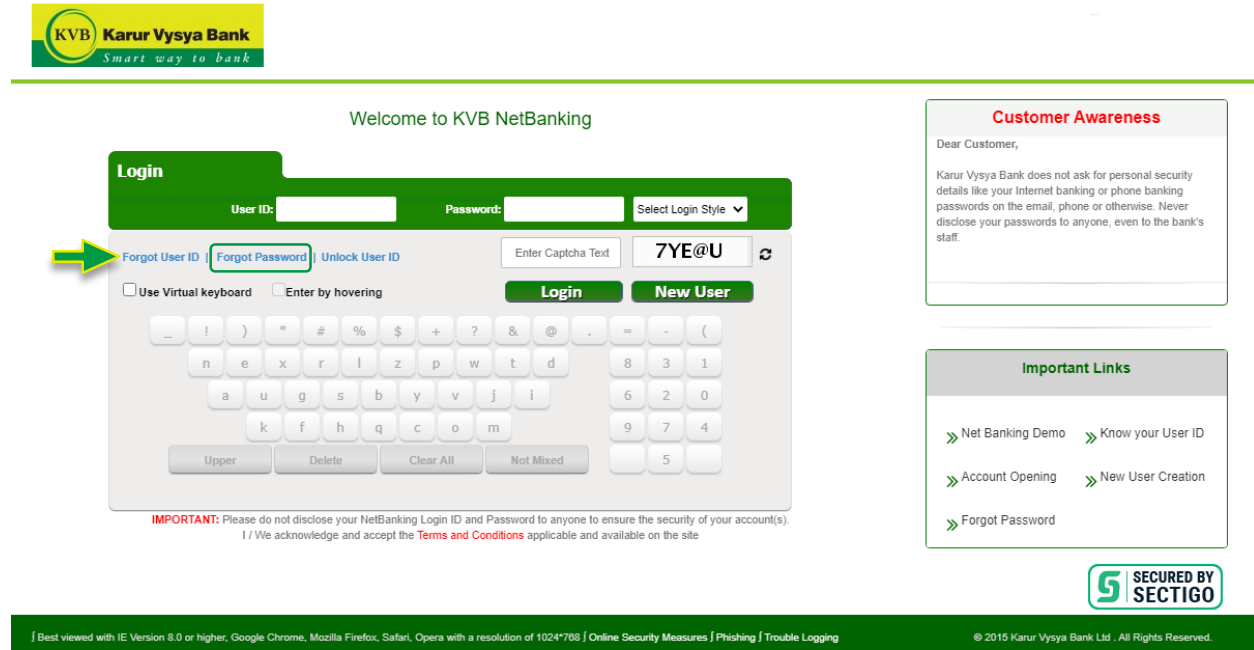
Login Password Reset

The Login password has been reset successfully.

Close

Using Debit Card:

Click on the “Forgot Password” option in the Login page



Welcome to KVB NetBanking

Login

User ID: Password: Select Login Style

[Forgot User ID](#) [Forgot Password](#) [Unlock User ID](#) Enter Captcha Text

Use Virtual keyboard Enter by hovering

IMPORTANT: Please do not disclose your NetBanking Login ID and Password to anyone to ensure the security of your account(s).
I / We acknowledge and accept the **Terms and Conditions** applicable and available on the site

Customer Awareness

Dear Customer,

Karur Vysya Bank does not ask for personal security details like your internet banking or phone banking passwords on the email, phone or otherwise. Never disclose your passwords to anyone, even to the bank's staff.


Important Links

- » Net Banking Demo
- » Know your User ID
- » Account Opening
- » New User Creation
- » Forgot Password

SECURED BY SECTIGO

| Best viewed with IE Version 3.0 or higher, Google Chrome, Mozilla Firefox, Safari, Opera with a resolution of 1024*768 | Online Security Measures | Phishing | Trouble Logging © 2015 Karur Vysya Bank Ltd. All Rights Reserved.

On the next page, enter the Internet Banking Login ID and select the option to reset the password.



Reset Password

Net Banking Login ID

Reset Password Using

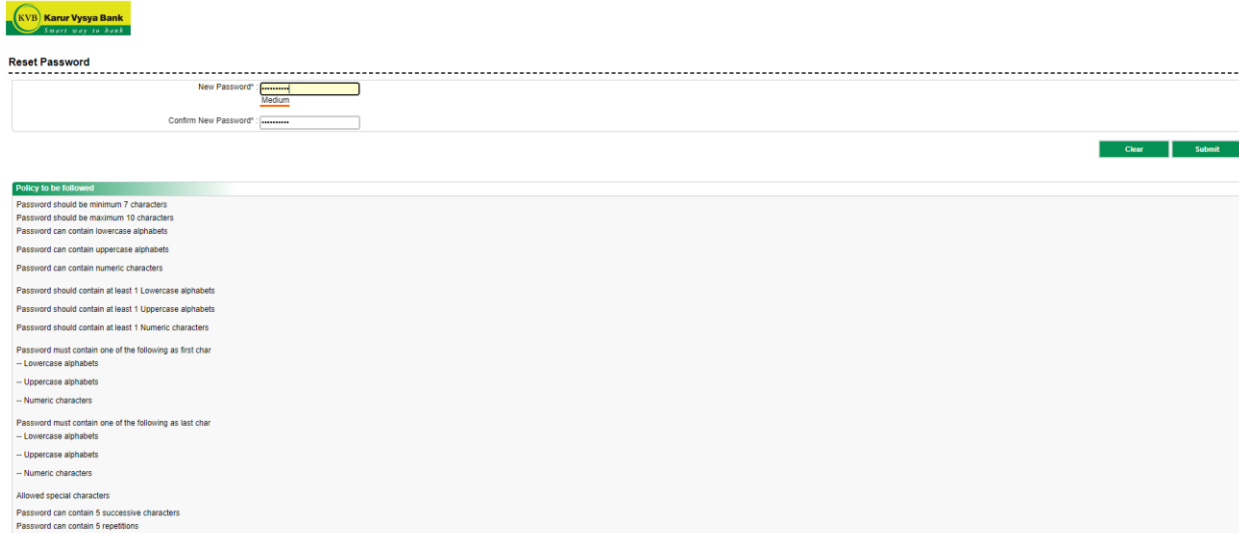
Enter the Debit Card details.



Validate the OTP received on your registered mobile number/e-mail ID



Enter the NEW password.



Reset Password

New Password: Medium

Confirm New Password:

[Clear](#) [Submit](#)

Policy to be followed

- Password should be minimum 7 characters
- Password should be maximum 10 characters
- Password can contain lowercase alphabets
- Password can contain uppercase alphabets
- Password can contain numeric characters
- Password should contain at least 1 Lowercase alphabets
- Password should contain at least 1 Uppercase alphabets
- Password should contain at least 1 Numeric characters
- Password must contain one of the following as first char
 - Lowercase alphabets
 - Uppercase alphabets
 - Numeric characters
- Password must contain one of the following as last char
 - Lowercase alphabets
 - Uppercase alphabets
 - Numeric characters
- Allowed special characters
- Password can contain 5 successive characters
- Password can contain 5 repetitions

After validation, the password will be changed successfully



Reset Password

Password Changed Successfully

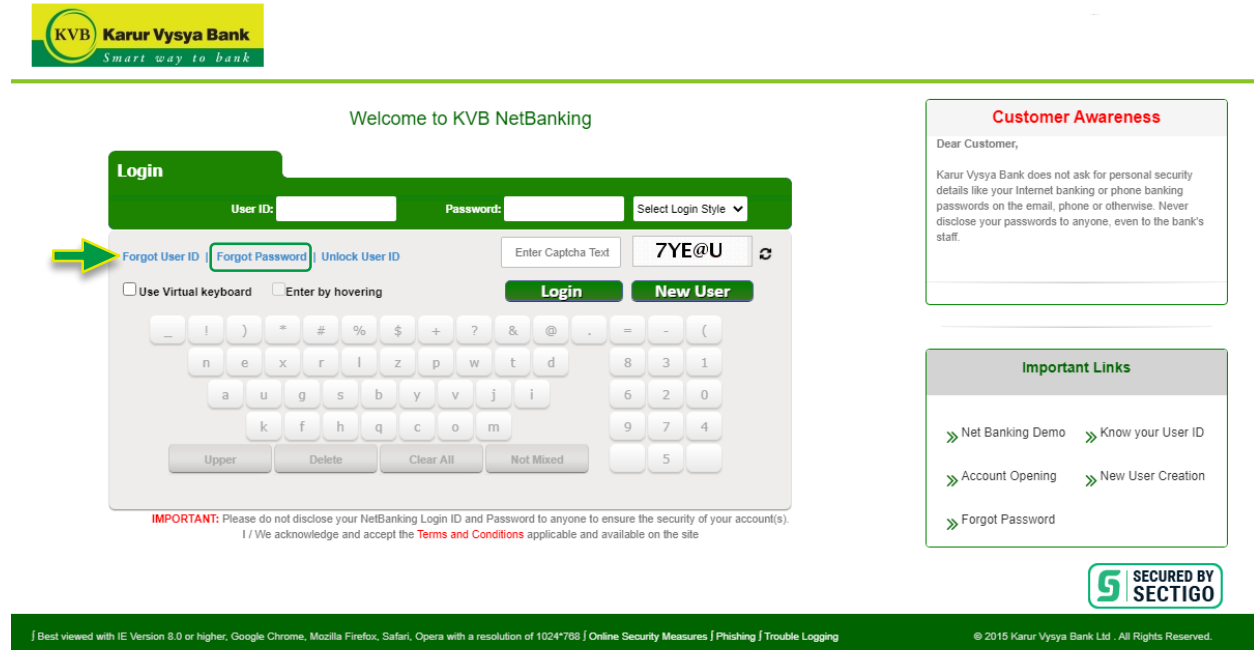
Login Password Reset

The Login password has been reset successfully.

[Close](#)

Using Aadhaar Card:

Click on the “Forgot Password” option in the Login page



Customer Awareness

Dear Customer,

Karur Vysya Bank does not ask for personal security details like your Internet banking or phone banking passwords on the email, phone or otherwise. Never disclose your passwords to anyone, even to the bank's staff.


Important Links

- » Net Banking Demo
- » Know your User ID
- » Account Opening
- » New User Creation
- » Forgot Password

SECURED BY SECTIGO

Best viewed with IE Version 3.0 or higher, Google Chrome, Mozilla Firefox, Safari, Opera with a resolution of 1024*768 | Online Security Measures | Phishing | Trouble Logging © 2015 Karur Vysya Bank Ltd. All Rights Reserved.

On the next page, enter the Internet Banking Login ID and select the option to reset the password.



Reset Password - Aadhaar Number

Aadhaar number: [Masked]

Clear Submit

Disclaimer

By clicking Submit, I hereby grant my explicit consent to the Bank to retrieve my demographic details viz. Name, Age, Gender, Address, Photograph etc. available with UIDAI (Unique Identification Authority of India) and authorize the Bank to store the demographic details for their records. I understand that the details can be retrieved by the Bank only when I furnish my Aadhaar number to the Bank and that my biometric finger prints / iris pattern details will be used by the Bank only for authentication of my details with UIDAI and will not be stored by the Bank in electronic form or otherwise. I also understand that my details cannot be compromised during electronic transfer of data as the Bank uses a secure medium of communication. I indemnify KVB against all losses arising due to the difference in the name on my AADHAAR card, if any. The OTP captured will be used for verification purposes.

Enter your Aadhaar Number.



KVB Karur Vysya Bank
Smart way to bank

Reset Password - Aadhaar Number

Aadhaar number *

Clear Submit

Disclaimer
By clicking Submit, I hereby grant my explicit consent to the Bank to retrieve my demographic details viz. Name, Age, Gender, Address, Photograph etc. available with UIDAI (Unique Identification Authority of India) and authorize the Bank to store the demographic details for their records. I understand that the details can be retrieved by the Bank only when I furnish my Aadhaar number to the Bank and that my biometric finger prints / iris pattern details will be used by the Bank only for authentication of my details with UIDAI and will not be stored by the Bank in electronic form or otherwise. I also understand that my details cannot be compromised during electronic transfer of data as the Bank uses a secure medium of communication. I indemnify KVB against all losses arising due to the difference in the name on my AADHAAR card, if any. The OTP captured will be used for verification purposes.

Enter the OTP received from Aadhaar Portal.



KVB Karur Vysya Bank
Smart way to bank

Reset Password - Aadhaar Number

Aadhaar number *
OTP Password *

Clear Submit

Disclaimer
By clicking Submit, I hereby grant my explicit consent to the Bank to retrieve my demographic details viz. Name, Age, Gender, Address, Photograph etc. available with UIDAI (Unique Identification Authority of India) and authorize the Bank to store the demographic details for their records. I understand that the details can be retrieved by the Bank only when I furnish my Aadhaar number to the Bank and that my biometric finger prints / iris pattern details will be used by the Bank only for authentication of my details with UIDAI and will not be stored by the Bank in electronic form or otherwise. I also understand that my details cannot be compromised during electronic transfer of data as the Bank uses a secure medium of communication. I indemnify KVB against all losses arising due to the difference in the name on my AADHAAR card, if any. The OTP captured will be used for verification purposes.

Validate the OTP received on your registered mobile number/e-mail ID



KVB Karur Vysya Bank
Smart way to bank

Two Factor Authentication

Transaction Ref ID : Cgma1Bbaaj3PJ6

OTP Password *

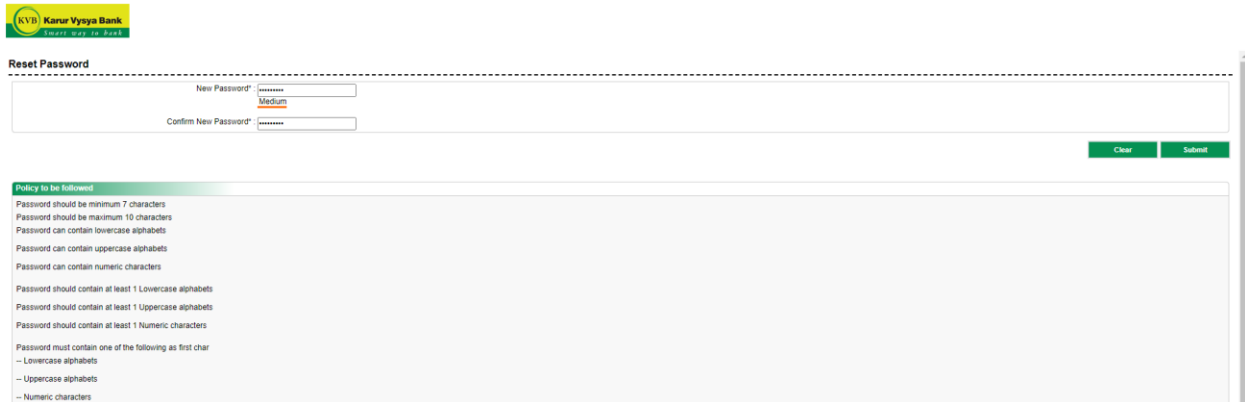
Virtual Keyboard :

Upper Delete Clear All Mixed

Re-Generate OTP Clear Submit

Disclaimer
• Only one OTP is valid at a time, even if the user has generated multiple OTP.
• The OTP will be valid only for one Transaction - successful or failure.

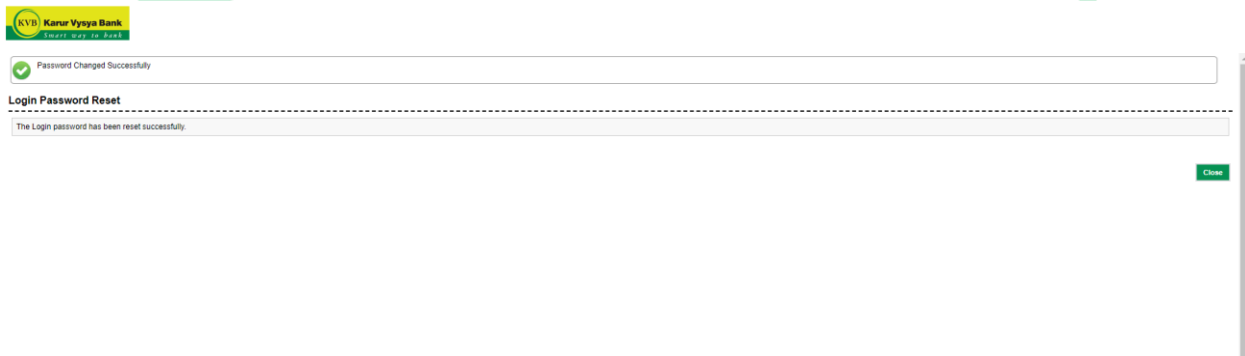
Enter the NEW Password.



The screenshot shows the 'Reset Password' form. It includes a KVB Karur Vysya Bank logo at the top left. The form has two input fields: 'New Password' and 'Confirm New Password'. The 'New Password' field has a strength indicator showing 'Medium'. Below the input fields are 'Clear' and 'Submit' buttons. A 'Policy to be followed' section lists the following requirements:

- Password should be minimum 7 characters
- Password should be maximum 10 characters
- Password can contain lowercase alphabets
- Password can contain uppercase alphabets
- Password can contain numeric characters
- Password should contain at least 1 Lowercase alphabets
- Password should contain at least 1 Uppercase alphabets
- Password should contain at least 1 Numeric characters
- Password must contain one of the following as first char
 - Lowercase alphabets
 - Uppercase alphabets
 - Numeric characters

After validation, the password will be changed successfully



The screenshot shows a confirmation message: 'Password Changed Successfully' with a green checkmark icon. Below this is a 'Login Password Reset' section with the message: 'The Login password has been reset successfully.' A 'Close' button is located at the bottom right of the message box.